





			2013	12	31
		10	0.30		
0	0				








1

2

			%
	21,161,946,156.55	18,440,051,017.56	14.76%
	20,983,645,004.98	18,294,933,747.15	14.70%
	134,075,742.06	104,613,603.87	28.16%
	15,680,141.31	16,098,958.32	-2.60%
	28,545,268.20	24,404,708.22	16.97%



5

6

7.19

1

2

3

1.

2.


2

3

证券代码	证券简称	最初投资成本 (元)	期初持股数量 (股)	期初持股比例 (%)	期末持股 数量 (股)	期末持股比例 (%)	期末账面值 (元)	报告期损益 (元)	会计核算 科目	股份来源
000030	富奥股份	9,100,000.00	1,702,063	0.13%	1,702,063	0.13%	10,348,543.04	0	可供出售 金融资产	法人股、 债转股
000021	深华发B	1,100,000.00	1,100,000	0.13%	1,100,000	0.13%	1,100,000.00		可供出售	债转股
000021	深华发A	1,100,000.00	1,100,000	0.13%	1,100,000	0.13%	1,100,000.00		可供出售	债转股
000021	深华发B	1,100,000.00	1,100,000	0.13%	1,100,000	0.13%	1,100,000.00		可供出售	债转股
000021	深华发A	1,100,000.00	1,100,000	0.13%	1,100,000	0.13%	1,100,000.00		可供出售	债转股

2

1



4

5

2014 1-3



“ ”

“ ”

2010 12

2013

8000

2013 9

2013 12

2013

-
-

19 —

“

”

2013

2013 1 1

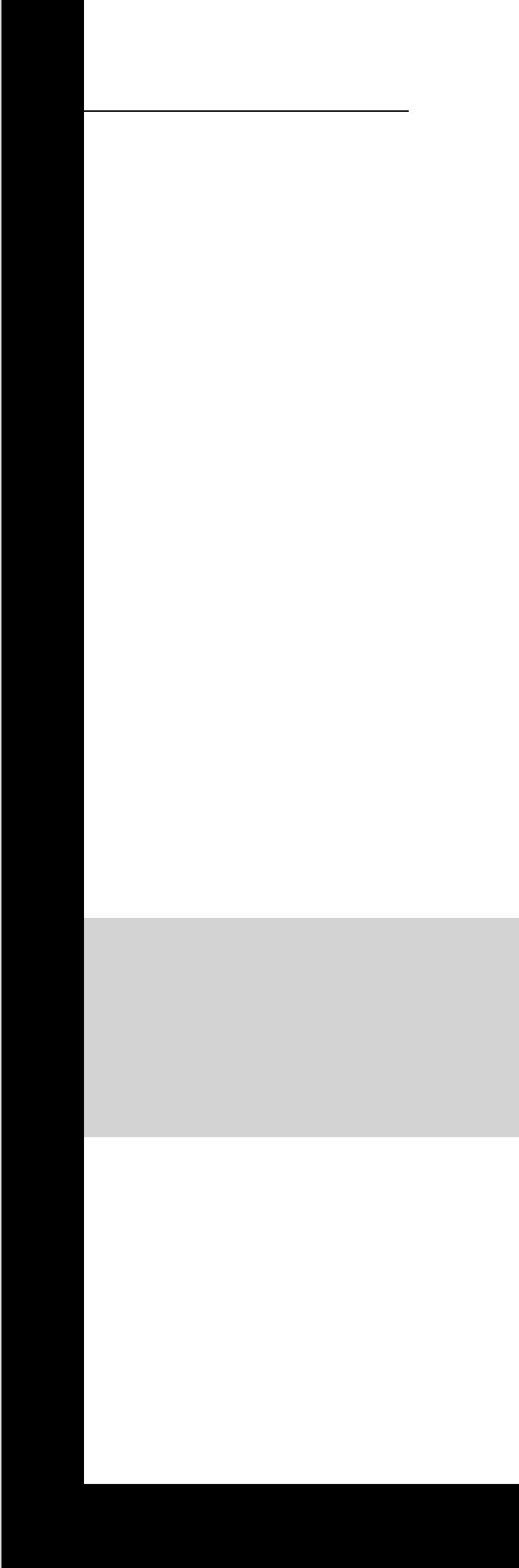
2013 1 1

1. 0384

2013

--	--	--

1	2013	2013	2,062,940,880	10
	0.30		61,888,226.40	
2				
3		2011	2,062,940,880	
10	0.72		148,531,743.36	



2

3

1

“ ”

2

3

4

5

1 /

					%	%
			74,711,655.63	16.03	-	-
()			1,364,534.19	100	1,633,042.06	100

/

					%	%
()			60,147,533.89	15.14	61,768,564.12	15.79

2

	()	2013.1.1	2013.12.31		783,720.00
--	-----	----------	------------	--	------------

3

	15,000,000.00	2013.8.26	2014.8.26		
--	---------------	-----------	-----------	--	--

4

			958,125.00		1,047,131.26
--	--	--	------------	--	--------------

			68,151.53		64,451.75
			26.05		306.63
			2,064,861.16		2,236,666.62
			2,133,038.74		2,301,425.00

			%		%
	12,000,000.00		100	12,000,000.00	100

1

1

2

3

2

2011 1063

2,449.7

“ ”

2011

2013 12 31

385,307,659.14

153,871,741.04

9,253,127.22

548,432,527.40

“ ”

“ ”

2011 12 31

“ ”

“ ”

2014 1 8

A

24,246.56

24,246.56

141,115

72,115.00

27,000.00

3000t/d

42,000.00

2014 1 8

A

2014 10

1

2013 12 31



2013 11 25 “ ”
10 2014 2 24 10,000
5,100 0

2

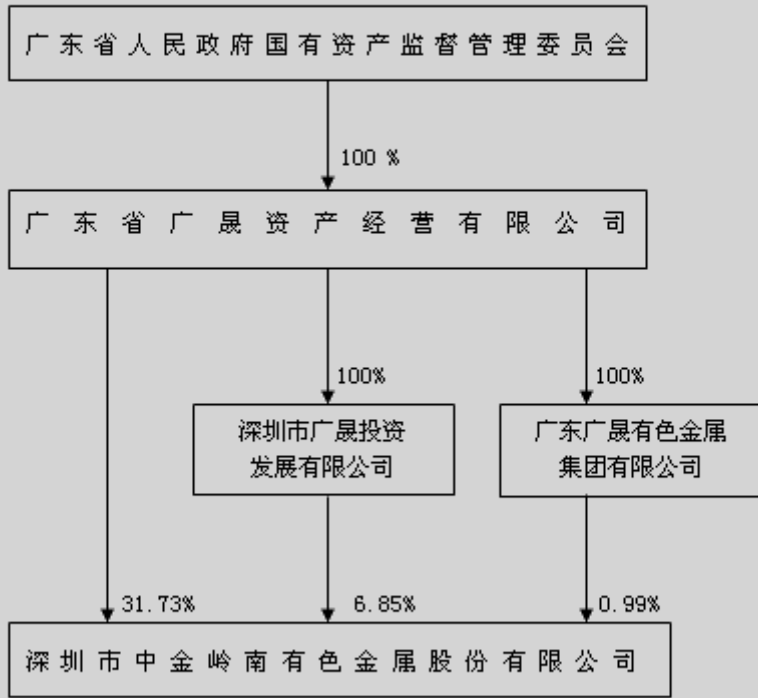
3

1

2

				2013 12 31	855
	561	294		65.61% 2013	
	379.97	12.39			5.58
					" "
	1			000636	122,484,200
	18.26%				
	2			600259	112,320,000
	45.04%				
	3	PANALST LIMITED			PNA 145,734,849
		22.972%			
	4			601818	64,516,000
	0.16%				
	5			00728	5,614,082,653
	6.94%				

公司与实际控制人之间的产权及控制关系的方框图



4

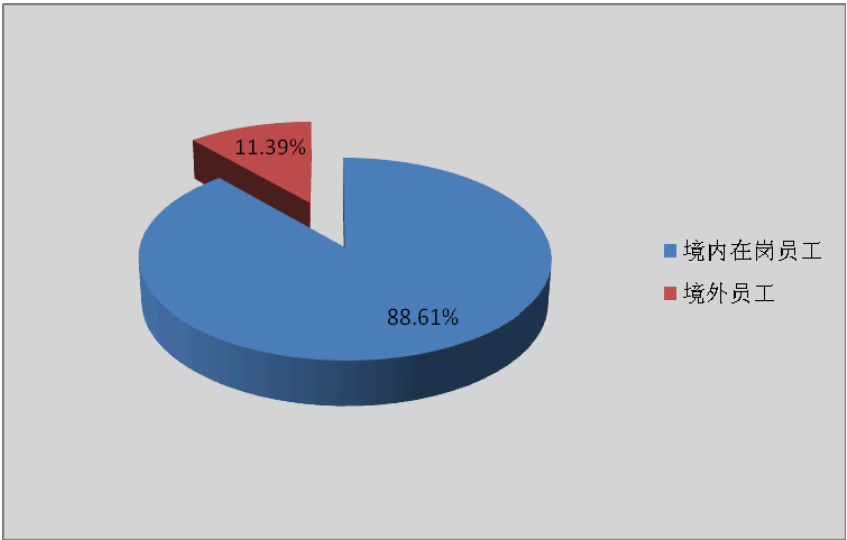
10%

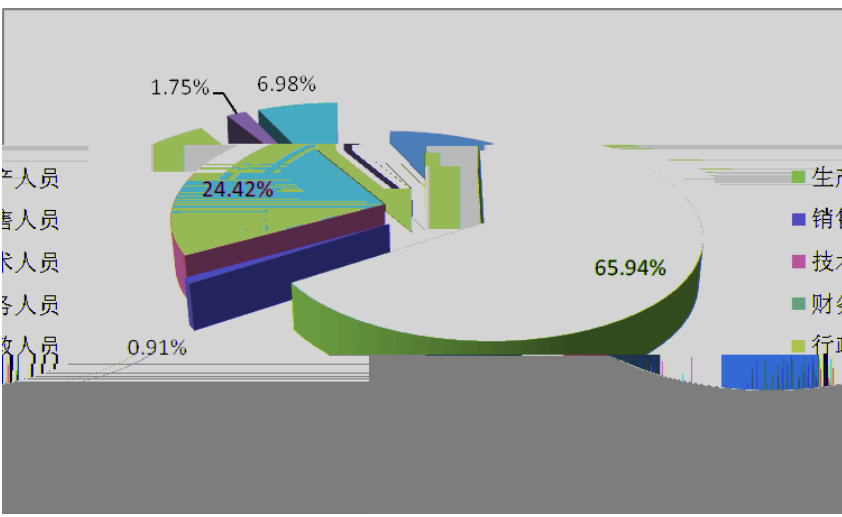
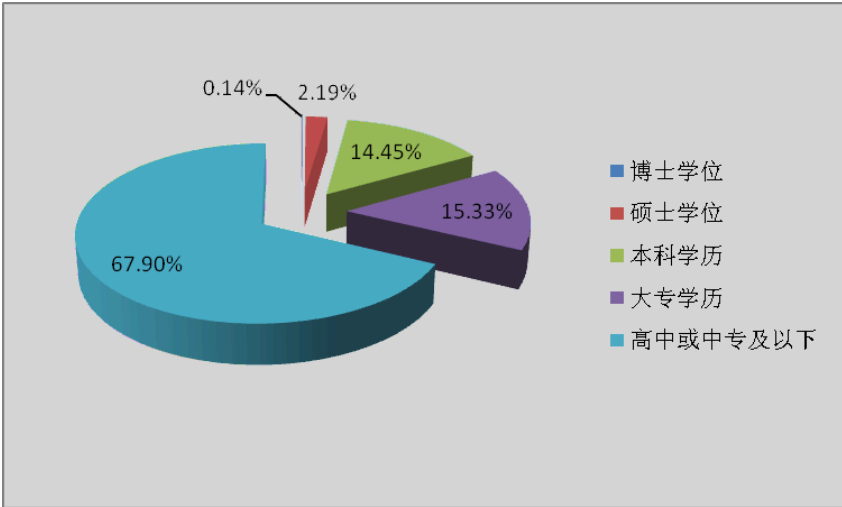
			2013 04		
			2013 04		
			2011 12		
			2010 6 2012 2		

	Cal edon Resources		2013 07		
	Cal edon Resources		2012 06		
			2013 07		
	PANAUST LIMITED		2009 09 01		
			2010 01 01		
	Cal edon Resources		2011 09		
			2013 3		
			2007 4		

			2013 07 29		
			2010 07 01		

--	--	--	--	--	--	--	--







1

2

1

2





“

”

“

”

“

”

“

”

“

”

“

”

“

”



[2014]48060005

2013 12 31

2013

1

2

2013 12 31

2013

.

2013 12 31

2013 12 31

	22	3,717,352,567.92	2,702,567,122.94
		2,327,518.17	51,430,157.59
	23	15,300.00	9,063,454.65

2013

		21,161,946,156.55	18,440,051,017.56
	43	21,117,720,747.04	18,399,547,351.02
		15,680,141.31	16,098,958.32
		-	-
		28,545,268.20	24,404,708.22
		20,873,284,874.68	17,745,618,018.29
	43	19,653,930,802.02	16,247,942,214.57
	43	2,391,952.36	6,728,591.57
	43	3,527,109.56	1,795,456.84
	44	142,932,135.40	180,989,068.93
	45	275,486,591.85	300,943,820.26
	46	597,917,109.86	690,213,808.38
	47	207,297,836.98	268,107,952.94
	50	-10,198,663.35	48,897,104.80
“ ”	48	3,247,523.23	53,185,199.41
“-”	49	19,551,288.75	31,099,659.31
		19,851,218.79	18,122,983.47
“ ”		-74,601.60	-2,326.83
“ ”		311,385,492.25	778,715,531.16
	51	176,332,662.34	60,532,372.30
	52	10,758,817.78	150,763,674.82
		6,894,889.92	2,488,834.54
“ ”		476,959,336.81	688,484,228.64
	53	55,897,652.53	154,491,842.97
“ ”		421,061,684.28	533,992,385.67
		413,122,430.54	432,788,741.06
		7,939,253.74	101,203,644.61
	54		
()		0.20	0.21
()		0.20	0.21
	55	27,860,377.32	35,434,467.27
		448,922,061.60	569,426,852.94
		441,558,217.77	465,633,113.38
		7,363,843.83	103,793,739.56

15 123

3 14

2013

		23,336,208,500.25	20,223,368,419.36
		6,400,688.02	16,021,492.97
		-49,102,639.42	-4,873,855.04
		44,225,409.51	40,503,666.54
		46,687,936.10	-200,000,000.00
	56	82,971,975.60	72,195,579.83
		23,467,391,870.06	20,147,215,303.66
		20,049,747,018.28	15,833,422,342.92
		29,776,771.11	-47,556,988.55
		5,977,001.88	7,826,825.58
		1,357,652,285.74	1,346,075,469.17
		770,866,077.08	1,062,777,610.30
	56	282,344,457.34	457,662,318.19
		22,496,363,611.43	18,660,207,577.61
		971,028,258.63	1,487,007,726.05
		-	13,500,000.00
		6,504,025.63	19,899,066.09
		144,982,148.18	30,976,626.02
		-	-
		33,000,000.00	-
		184,486,173.81	64,375,692.11
		1,276,205,314.71	1,271,380,851.47
		809,814,366.33	-
		-	-
		-	-
		2,086,019,681.04	1,271,380,851.47
		-1,901,533,507.23	-1,207,005,159.36
		-	-
		-	-
		5,580,434,940.36	4,430,630,505.58
		-	500,000,000.00
	56	36,840,514.04	2,280,343.43
		5,617,275,454.40	4,932,910,849.01
		4,551,435,907.61	4,771,057,791.52
		322,200,832.93	367,307,035.43
		-	2,688,410.07
			-
		4,873,636,740.54	5,138,364,826.95
		743,638,713.86	-205,453,977.94
		250,749,906.18	-32,061,454.12
	57	63,883,371.44	42,487,134.63
		959,640,218.83	917,153,084.20
	57	1,023,523,590.27	959,640,218.83

15 123

3 14

2013

	2,062,940,880.00	64,443,055.42	-	4,581.95	644,318,040.77		2,735,834,355.01	107,601,412.70	-	1,477,913,648.11	7,093,055,973.96
	-	-	-	-	-	-	-	-	-	-	-
	-	-	-	-	-	-	-	-	-	-	-
	-	-	-	-	-	-	-	-	-	-	-
	2,062,940,880.00	64,443,055.42	-	4,581.95	644,318,040.77	-	2,735,834,355.01	107,601,412.70	-	1,477,913,648.11	7,093,055,973.96
“ ”	-	318,264,434.21	-	1,968,105.66	32,053,856.64	-	288,236,234.30	-289,828,646.98	-	-1,106,522,094.75	-755,828,110.92
	-	-	-	-	-	-	413,122,430.54	-	-	7,939,253.74	421,061,684.28
	-	318,264,434.21	-	-	-	-	-	-289,828,646.98	-	-575,409.91	27,860,377.32
	-	318,264,434.21	-	-	-	-	413,122,430.54	-289,828,646.98	-	7,363,843.83	448,922,061.60
	-	-	-	-	-	-	-	-	-	-1,113,885,938.58	-1,113,885,938.58
1	-	-	-	-	-	-	-	-	-	-1,113,885,938.58	-1,113,885,938.58
2	-	-	-	-	-	-	-	-	-	-	-
3	-	-	-	-	-	-	-	-	-	-	-
	-	-	-	-	32,053,856.64	-	-124,886,196.24	-	-	-	-92,832,339.60
1	-	-	-	-	32,053,856.64	-	-32,053,856.64	-	-	-	-
2	-	-	-	-	-	-	-	-	-	-	-
3	-	-	-	-	-	-	-92,832,339.60	-	-	-	-92,832,339.60
4	-	-	-	-	-	-	-	-	-	-	-
	-	-	-	-	-	-	-	-	-	-	-
1 ()	-	-	-	-	-	-	-	-	-	-	-
2 ()	-	-	-	-	-	-	-	-	-	-	-
3	-	-	-	-	-	-	-	-	-	-	-
4	-	-	-	-	-	-	-	-	-	-	-
	-	-	-	1,968,105.66	-	-	-	-	-	-	1,968,105.66
1	-	-	-	30,432,341.36	-	-	-	-	-	-	30,432,341.36
2	-	-	-	-28,464,235.70	-	-	-	-	-	-	-28,464,235.70
	-	-	-	-	-	-	-	-	-	-	-
	2,062,940,880.00	382,707,489.63	-	1,972,687.61	676,371,897.41	-	3,024,070,589.31	-182,227,234.28	-	371,391,553.36	6,337,227,863.04

15 123

3 14

2013

	2,062,940,880.00	61,324,269.92	-	50,611.21	612,895,594.94		2,482,999,803.14	77,875,825.88	-	1,363,838,764.14	6,661,925,749.23
	-	-	-	-	-	-	-	-	-	-	-
	-	-	-	-	-	-	-	-	-	-	-
	-	-	-	-	-	-	-	-	-	-	-
	2,062,940,880.00	61,324,269.92	-	50,611.21	612,895,594.94	-	2,482,999,803.14	77,875,825.88	-	1,363,838,764.14	6,661,925,749.23
“ ”	-	3,118,785.50	-	-46,029.26	31,422,445.83	-	252,834,551.87	29,725,586.82	-	114,074,883.97	431,130,224.73
	-	-	-	-	-	-	432,788,741.06	-	-	101,203,644.61	533,992,385.67
	-	3,118,785.50	-	-	-	-	-	29,725,586.82	-	2,590,094.95	35,434,467.27
	-	3,118,785.50	-	-	-	-	432,788,741.06	29,725,586.82	-	103,793,739.56	569,426,852.94
	-	-	-	-	-	-	-	-	-	14,698,193.99	14,698,193.99
1	-	-	-	-	-	-	-	-	-	14,698,193.99	14,698,193.99
2	-	-	-	-	-	-	-	-	-	-	-
3	-	-	-	-	-	-	-	-	-	-	-
	-	-	-	-	31,422,445.83	-	-179,954,189.19	-	-	-4,417,049.58	-152,948,792.94
1	-	-	-	-	31,422,445.83	-	-31,422,445.83	-	-	-	-
2	-	-	-	-	-	-	-	-	-	-	-
3	-	-	-	-	-	-	-148,531,743.36	-	-	-4,417,049.58	-152,948,792.94
4	-	-	-	-	-	-	-	-	-	-	-
	-	-	-	-	-	-	-	-	-	-	-
1	()	-	-	-	-	-	-	-	-	-	-
2	()	-	-	-	-	-	-	-	-	-	-
3	-	-	-	-	-	-	-	-	-	-	-
4	-	-	-	-	-	-	-	-	-	-	-
	-	-	-	-46,029.26	-	-	-	-	-	-	-46,029.26
1	-	-	-	15,136,488.01	-	-	-	-	-	-	15,136,488.01
2	-	-	-	-15,182,517.27	-	-	-	-	-	-	-15,182,517.27
	-	-	-	-	-	-	-	-	-	-	-
	2,062,940,880.00	64,443,055.42	-	4,581.95	644,318,040.77	-	2,735,834,355.01	107,601,412.70	-	1,477,913,648.11	7,093,055,973.96

15 123

3 14

2013 12 31

		481,219,104.36	420,674,993.37
		-	-
		-	-
		39,133,392.00	182,086,069.83
	1	250,088,220.04	101,031,289.54
		62,088,740.23	88,068,378.49
		22,003.04	-
		-	3,000,000.00
	2	174,838,116.46	245,846,891.41
		1,399,561,672.50	1,379,004,226.74
		-	-
		191,354,620.00	-
		2,598,305,868.63	2,419,711,849.38
		-	-
		-	-
		-	-

3

3,19244 503.84 484.26 .47998 445.14 66448001 ref2 .47998

2013 12 31

		2,512,309,339.10	1,991,249,444.63
		-	-
		-	-
		200,321,736.16	235,004,359.88
		117,925,026.19	55,878,325.99
		-	-
		116,933,518.83	146,502,483.15
		72,264,734.05	-112,062,561.87
		-	28,480,000.00
		-	-
		491,472,879.88	135,311,142.44
		399,217,875.14	260,000,000.00
		-	500,000,000.00
		3,910,445,109.35	3,240,363,194.22
		787,325,217.00	458,930,020.00
		-	-
		450,846,748.87	525,617,309.88
		-	-
		-	-
		-	-
		5,316,996.90	5,674,746.09
		1,243,488,962.77	990,222,075.97
		5,153,934,072.12	4,230,585,270.19
		2,062,940,880.00	2,062,940,880.00
		213,808,530.45	213,808,530.45
		-	-
		1,972,687.61	4,581.95
		676,371,897.41	644,318,040.77
		-	-
		2,021,040,490.39	1,825,388,120.23
		4,976,134,485.86	4,746,460,153.40
		10,130,068,557.98	8,977,045,423.59

15 123

3 14

2013

	4	6,495,253,306.28	7,471,558,015.95
	4	5,541,893,146.37	6,264,928,790.86
		73,151,902.15	70,267,116.31
		57,521,231.20	37,093,417.78
		346,696,921.31	430,145,924.38
		183,962,149.97	244,196,989.76
		460,477.26	27,369,452.72
“ ”		-	-
“ ”	5	52,638,464.57	49,859,992.00
		-12,833,210.23	12,575,672.98
“ ”		344,205,942.59	447,416,316.14
		26,881,291.18	51,987,934.97
		3,399,163.72	148,394,142.52
		219,163.72	2,244,987.09
“ ”)		367,688,070.05	351,010,108.59
		47,149,350.05	484.26
		5,916.38	

2013

		7,640,084,347.17	8,733,684,201.29
		-	-
		89,195,848.64	236,240,604.46
		7,729,280,195.81	8,969,924,805.75
		5,716,286,801.71	6,433,888,138.54
		741,315,110.30	714,990,603.20
		512,064,301.04	624,498,587.83
		143,378,406.83	199,726,485.50
		7,113,044,619.88	7,973,103,815.07
	6	616,235,575.93	996,820,990.68
		-	-
		42,805,254.34	47,587,147.02
		246,011.92	16,345,119.88
		-	-
		43,051,266.26	63,932,266.90
		326,510,247.88	377,257,409.57
		474,507,120.67	119,600,000.00
		-	-
		801,017,368.55	496,857,409.57
		-757,966,102.29	-432,925,142.67
		-	-
		4,332,032,008.27	3,066,528,384.75
		-	500,000,000.00
		-	-
		4,332,032,008.27	3,566,528,384.75
		3,836,197,757.89	3,968,657,334.81
		302,786,534.35	352,133,184.85
		-	-
		4,138,984,292.24	4,320,790,519.66
		193,047,716.03	754,262,134.91
		9,226,921.32	3,014,226.79
	6	60,544,110.99	-187,352,060.11
	6	420,674,993.37	608,027,053.48
	6	481,219,104.36	420,674,993.37

15 123

3 14

2013

2013

2013

1

3

39.57%

4

2014 3 25

2006 2 15

—

38

“

”

15 —

2010

2013

12 31

2013

2010

15

1

1 1 12 31

2

3

1

2

12

12

5 2012 19 “ ” ()
4 2) “ ” “ ”
10“ ” “ ”

4

1

,

2

“ ”

2 —

22 —

10“

”

7“

”

” 10 2 “
”

5

6

1

2

3

“

”

“

”

7

1

2

A.

B.

C.

A.

B.

4

5

13 —

14 —

6

7

8

9

8

1

2

	100	100
--	-----	-----

A

0.5%

B

1	1	5%	5%
1-2		15%	15%
2-3		30%	30%
3-4		50%	50%
4-5		80%	80%
5		100%	100%

3

9

1

2

3

4

5

10

1

2

8 —

4 2 “

”

3

4

11

17“

”

12

1

2

	10-40	3%-10%	2.38%-9.7%
	5-22	3%-10%	4.32%-19.4%
	5-22	3%-10%	4.32%-19.4%
	4-14	3%-10%	6.79%-22.5%
	5-25	3%-10%	3.8%-19.4%

3

17“

”

4

5

13

17"

”

14

3

15

1

2

3

17"

”

16

17

18

2

3

1

19

1

2

3

4

5

20

1

2

2

3

4

22

1

2

3

4

23

8 —

1

2

24

1

B

A

a

b

B

C

22 —

25

26

10%

27

“ ”

2010 12

2013

8000

2013 9

2013 12

2013

-
-

19 —

“

”

2013

2013 1 1

2013 1 1

1.0384

2013

2013 1 1

	16,973,273.84	17,625,047.56
	333,986,413.94	346,811,492.23
	350,959,687.78	364,436,539.79
	69,456,647.98	72,123,783.27
	15,920,668.27	16,532,021.93
	85,377,316.25	88,655,805.20
	265,582,371.53	275,780,734.60
	350,959,687.78	364,436,539.79

29

1 —

19 “ ”

2

21 —

3

4

5

6

7

8

9

10

11

12

13

14

1

		10% 16% 17%

				3%	5%
				1%	3% 5% 7%
				15%	16.5% 25% 29% 30%
	70%				1.2%
				20 /	13 /
				2	-30 /

2

1 2011 10 13

15%

2011 1 1 2013 12

31

2 2012 9 12

15%

3 2012 9 12

15%

4 2012 11 5

15%

3

[2008]28

28

1

1

				2,440	2,420	-	99.18%	99.18%	22.83	-
				500	500	-	100%	100%	-	-
				5,160	4,678.30	-	100%	100%	-	-
				11,536	11,000	-	90.01%	90.01%	1,418.30	-
				3,000	3,000	-	100%	100%	-	-
				0.1	0.1	-	100%	100%	-	-
				10,000	-	-	51%	51%	-	-
				300	300	-	100%	100%	-	-
				1,000	1,000	-	100%	100%	-	-

2

4

▣ Ö1! Óé“1/ß

3

				2,812.50	68,942	-	83%	83%	11,004.65	-
				31,150.50	26,318.34	-	100%	100%	-	-
				1,300	4,705	-	100%	100%	-	-
				12,636	12,855	-	100%	100%	-	-
				11,150	18,377.69	-	100%	100%	-	-

2

1

(

“ ”)24%

2011 10

24%

2012 12 20

24%

3,818.07

2013 3

20

100%

2

8%

[2013]009

2012 12 31

(“ ”)

106,363.02

2013 4 26

8,400

8%

2013 5 6

83%

3

“

”

3.666

0.35 /

1.28

7.19

2013 12 16

2013 12 19

-	39,532,724.59	0.1365	5,396,216.91	15,889,169.27	0.1516	2,408,798.06
-	120,824,528.00	0.0578	6,983,657.72	134,251,852.00	0.0730	9,800,385.20
—	-	-	10,121,973.06	-	-	12,230,666.08
-	-	-	10,121,973.06	-	-	12,230,666.08
	-	-	223,813,160.02	-	-	230,876,902.95
-	-	-	91,202,087.04	-	-	71,279,582.84
-	25,819.71	6.0969	157,420.19	25,626.25	6.2855	161,073.79
-	24,391,742.00	5.4301	132,449,598.23	24,391,742.00	6.5363	159,431,743.23
-	29,703.71	0.1365	4,054.56	29,703.72	0.1516	4,503.09
			1,247,336,750.29			1,190,517,121.78

223,813,160.02

89,572,610.03

132,449,598.23

1,790,951.76

2

1

	433,409.29	344,622.43
	2,565,691.60	2,488,488.55
	2,999,100.89	2,833,110.98

2

3

1

		111,891,323.71	198,318,870.50
2013 12 31		2012 12 31	2013
12 31		2012 12 31	

2

(2013.08.28	2014.02.28	1,892,000.00
	2013.09.27	2014.03.27	616,518.23
	2013.08.07	2014.02.07	600,000.00
	2013.07.25	2014.01.25	480,480.00
	2013.07.01	2014.01.01	471,609.60
			4,060,607.83

4

1

		-	-	-
		457,675,914.04	99.28%	35,272,577.48 7.71%
		390,473,167.48	84.70%	1,952,365.84 0.50%
		67,202,746.56	14.58%	33,320,211.64 49.58%
		3,329,281.02	0.72%	3,329,265.12 100.00%
		461,005,195.06	100.00%	38,601,842.60 8.37%

	-	-	-	-
	411,322,570.81	97.90%	35,789,638.78	8.70%
	361,576,211.71	86.06%	1,807,881.04	0.50%
	49,746,359.10	11.84%	33,981,757.74	68.31%
	8,823,817.18	2.10%	2,724,311.90	30.87%
	420,146,387.99	100.00%	38,513,950.68	9.17%

2

A

	390,473,167.48	0.50%	1,952,365.84

B

1	31,098,116.95	46.28%	1,554,905.85	5.00%	10,603,945.25	21.32%	530,197.26	5.00%
1 2	3,325,712.65	4.95%	498,856.90	15.00%	4,257,323.60	8.56%	638,598.54	15.00%
2 3	1,866,466.63	2.78%	559,939.99	30.00%	382,063.93	0.77%	114,619.18	30.00%
3 4	99,193.83	0.15%	49,596.92	50.00%	792,328.94	1.59%	396,164.48	50.00%
4 5	781,722.61	1.16%	625,378.09	80.00%	7,042,595.45	14.16%	5,634,076.35	80.00%
5	30,031,533.89	44.69%	30,031,533.89	100.00%	26,668,101.93	53.61%	26,668,101.93	100.00%
	67,202,746.56	100.00%	33,320,211.64	49.58%	49,746,359.10	100.00%	33,981,757.74	68.31%

	3,329,281.02	100%	3,329,265.12	
3				
4				
5		5%	5%	
6				

Nyrstar Sales & Marketing AG			75,925,902.51	16.47%
Trafigura Pte Ltd			39,768,160.34	8.63%
Jiangxi Copper Company Limited			20,082,839.14	4.36%
MRI Trading AG			18,796,597.18	4.08%
GERALD METALS, S.A.			18,216,009.96	3.95%
			172,789,509.13	37.49%

7

6

5

1

	11,794,683.34	8.37%	11,794,683.34	100.00%
	125,103,730.60	88.77%	9,418,519.85	7.53%
	107,894,670.87	76.56%	539,473.35	0.50%
	17,209,059.73	12.21%	8,879,046.50	51.60%
	4,027,247.07	2.86%	673,468.25	16.72%
	140,925,661.01	100.00%	21,886,671.44	15.53%

3	4	2,400,166.34	13.95%	1,200,083.17	50.00%	273,239.09	1.87%	136,619.55	50.00%
4	5	258,239.09	1.50%	206,591.27	80.00%	1,348,876.98	9.23%	1,079,101.58	80.00%
5		6,705,680.48	38.97%	6,705,680.48	100.00%	5,409,664.94	37.01%	5,409,164.94	100.00%
		17,209,059.73	100.00%	8,879,046.50	51.60%	14,615,007.10	100.00%	7,611,566.72	52.08%

		4,027,247.07	16.72%	673,468.25

3

4

5

5% 5%

6

				50,800,000.00	36.05%	
				18,290,700.00	12.98%	
				10,001,713.08	7.10%	
				9,208,689.18	5	6.53%
				7,057,004.71		5.01%
				95,358,106.97		67.67%

7

6

6

1

1	175,363,381.28	70.93%	239,801,952.75	86.52%
1 2	51,180,183.58	20.70%	30,951,971.92	11.17%
2 3	15,952,894.92	6.45%	4,005,406.43	1.45%
3	4,754,338.80	1.92%	2,395,648.80	0.86%
	247,250,798.58	100.00%	277,154,979.90	100.00%

2

		43,030,000.00	1	1 2
		11,870,000.00	1	
		11,261,782.38	1	1 2
		6,496,504.28	1	
		5,482,730.49	1	
		78,141,017.15		

3

5% 5%

7

1

	447,471,040.51	6,930,492.05	440,540,548.46
	7,335,490.82	-	7,335,490.82
	681,926,790.48	21,852,128.57	660,074,661.91
	449,745,350.95	6,670,967.76	443,074,383.19
	21,305,539.06	1,003,291.08	20,302,247.98

	177,763,052.66	-	177,763,052.66
	122,721,086.79	-	122,721,086.79
	1,908,268,351.27	36,456,879.46	1,871,811,471.81

	530,557,805.91	27,118,212.29	503,439,593.62
	15,409,862.01	-	15,409,862.01
	785,491,811.10	22,246,296.10	763,245,515.00
	270,900,487.04	13,713,101.96	257,187,385.08
	22,502,540.96	-	22,502,540.96
	338,257,729.95	-	338,257,729.95
	140,082,067.69	-	140,082,067.69
	2,103,202,304.66	63,077,610.35	2,040,124,694.31

2

	27,118,212.29	-	-	20,187,720.24	6,930,492.05
	-	-	-	-	-
	22,246,296.10	1,177,148.74	-	1,571,316.26	21,852,128.58
	13,713,101.96	-	-	7,042,134.21	6,670,967.75
	-	1,003,291.08	-	-	1,003,291.08
	-	-	-	-	-
	-	-	-	-	-
	63,077,610.35	2,180,439.82	-	28,801,170.71	36,456,879.46

		35,999,046.11	17,692,794.24	-1,841,916.70	15,850,877.54
		31,141,602.24	46,851,773.24	4,550,301.18	51,402,074.42
Ballinalack		40,963,800.00	26,736,433.71	-439,353.06	26,297,080.65
()		2,331,000.00	31,845,802.94	4,152,817.05	35,998,619.99
		2,100,000.00	1,270,900.74	-5,730.59	1,265,170.15
		2,212,006.59	2,212,006.59	-	2,212,006.59
		8,853,075.00	8,853,075.00	-	8,853,075.00
		3,159,000.00	3,159,000.00	-	3,159,000.00
		3,000,000.00	3,000,000.00	-	3,000,000.00
*		500,000.00	500,000.00	-	500,000.00
*		500,000.00	500,000.00	-	500,000.00
*		400,000.00	400,000.00	-	400,000.00
		992,052.63	992,052.63	-	992,052.63
		139,590,957.42	185,747,694.80	19,475,017.67	205,222,712.47

	25%	25%	-	-	-
	21.10%	21.10%	-	-	-
	42.90%	42.90%	-	-	-
Ballinalack	40.00%	40.00%	-	-	-
()	45.00%	45.00%	-	-	-
	35.00%	35.00%	-	-	-
	1.20%	1.20%	-	2,212,006.59	-
	0.02%	0.02%	-	-	-
	2.25%	2.25%	-	-	-

	1.94%	1.94%	-	3,000,000.00	-	-
*			-	-	-	-
*			-	-	-	-
*			-	-	-	-
	5.06%	5.06%	-	-	-	-
				5,212,006.59	-	-

*

3

				6,110.90	25%	25%
				5,207.00	21.10%	21.10%
				6,891.50	42.90%	42.90%
Ballinalack		-		50.00	40%	40%
()				518	45%	45%
				600	35%	35%

	626,533,068.55	403,709,614.02	222,823,454.53	500,625,301.09	52,235,599.17	618835683
	147,314,837.55	84,060,320.42	63,254,517.13	4,765,439.15	-8,729,463.01	190505201
	947,420,118.97	826,295,867.67	121,124,251.30	1,381,792,231.84	11,483,688.26	618810419

Ballinalack	1,931,404.85	335,126.69	1,596,278.16	-	-1,098,382.65		-
()	109,486,481.71	29,489,548.39	79,996,933.32	99,270,466.55	9,228,482.34		758613118
	3,939,777.08	325,174.30	3,614,602.78	-	-16,373.03		745185871

11

1

		24,464,516.74	-	1,382,966.64	23,081,550.10
		310,299.24	-	-	310,299.24
		24,154,217.50	-	1,382,966.64	22,771,250.86

2

		41,309,951.58	-	-	41,309,951.58
		41,309,951.58	-	-	41,309,951.58
		16,845,434.84	1,382,966.64	-	18,228,401.48
		16,845,434.84	1,382,966.64	-	18,228,401.48
		310,299.24	-	-	310,299.24
		310,299.24	-	-	310,299.24
		24,154,217.50	-	-	22,771,250.86
		24,154,217.50	-	-	22,771,250.86
		1,382,966.64			

12

1

	7,391,932,208.22	525,579,597.42	303,959,308.67	7,613,552,496.97
	2,817,987,067.21	224,288,591.33	19,049,270.55	3,023,226,387.99
	2,306,144,075.66	212,717,333.03	113,179,350.08	2,405,682,058.61
	1,522,615,278.03	59,539,138.34	131,653,076.69	1,450,501,339.68
	208,274,205.25	15,134,462.31	14,047,160.68	209,361,506.88
	536,911,582.07	13,900,072.41	26,030,450.67	524,781,203.81
	2,996,898,258.51	352,230,006.60	148,672,748.09	3,200,455,517.02
	1,014,996,521.05	81,994,490.49	6,174,399.90	1,090,816,611.64
	1,009,742,173.52	154,949,032.93	73,231,239.95	1,091,459,966.50
	630,665,880.73	74,446,123.22	42,483,862.19	662,628,141.76
	129,097,603.58	17,905,999.98	12,918,728.16	134,084,875.40
	212,396,079.63	22,934,359.98	13,864,517.89	221,465,921.72
	4,395,033,949.71			4,413,096,979.95
	1,802,990,546.16			1,932,409,776.35
	1,296,401,902.14			1,314,222,092.11
	891,949,397.30			787,873,197.92
	79,176,601.67			75,276,631.48
	324,515,502.44			303,315,282.09
	458,857,206.60		69,606,979.24	389,250,227.36
	43,068,868.82		6,049,770.90	37,019,097.92
	148,032,121.86		18,257,980.52	129,774,141.34
	259,110,091.22		43,835,962.19	215,274,129.03
	-		-	-
	8,646,124.70		1,463,265.63	7,182,859.07

	3,936,176,743.11		4,023,846,752.59
	1,759,921,677.34		1,895,390,678.43
	1,148,369,780.28		1,184,447,950.77
	632,839,306.08		572,599,068.89
	79,176,601.67		75,276,631.48
	315,869,377.74		296,132,423.02

303,959,308.67

226,154,180.20

148,672,748.09

92,638,312.13

69,606,979.24 ,

428,495,034.45

“ ”

1

7,559,814.03

3,621,627.41

3,938,186.62

2

21

3

	314,108,235.91	279,862,489.59
	196,853,542.82	172,419,126.29
	117,254,693.09	107,443,363.30
	44,076,185.83	47,478,012.33
	73,178,507.26	59,965,350.97

4

			2014		

13

1

	604,638,457.12		- 604,638,457.12	506,170,386.26	- 506,170,386.26

2

	4,362.35	7,391,821.13	6,536,548.34	-	- 13,928,369.47

	3,400.00	-	29,837,352.85	910.77	-	29,836,442.08
	3,200.00	-	31,255,495.15	26,055,495.15	-	5,200,000.00
	1,070.00	8,348,807.99	2,011,032.77	-	10,359,840.76	-
	17,418.00	57,021,912.79	67,573,882.59	-	99,389,526.81	25,206,268.57
	559.00	4,159,773.05	1,129,251.27	-	-	5,289,024.32
3000	48,600.00	98,036,410.44	97,522,314.32	-	-	195,558,724.76
" "	800.00	6,489,188.30	-	6,489,188.30	-	-
	830.00	3,497,492.36	2,310,436.63	-	-	5,807,928.99
	1,824.00	6,772,375.59	12,836,762.86	19,609,138.45	-	-
	14,960.00	58,659,468.30	33,876,437.38	23,563,093.45	-	68,972,812.23
	1,100.00	-	9,936,483.64	-	-	9,936,483.64
	AUD2,594.20	11,186,329.12	163,953,658.77	-	147,814,921.04	27,325,066.85
	12,605.84	15,597,786.88	16,197,756.44	-	-	31,795,543.32
		89,273,921.18	370,920,448.23	161,489,455.22	128,650,948.91	170,053,965.28
		506,170,386.26	974,811,754.15	428,495,034.45	447,848,648.84	604,638,457.12

			%	%		
	-	-	-	111.59		
	-	-	-	63.59		
45m	-	-	-	122.43		
5#	-	-	-	47.95		
	-	-	-	97.51		
	-	-	-	57.00		
	-	-	-	97.14		
	-	-	-	126.49		

			%	%		
	-	-	-	126.13		
	-	-	-	84.43		
	-	-	-	130.78		
	-	-	-	104.08		
	-	-	-	91.06		
	-	-	-	85.76		
	-	-	-	87.76		
	1,149,750.00	1,149,750.00	6.3	97.67		
	-	-	-	96.82		
	5,356,379.70	5,356,379.70	6.3	98.37		
	-	-	-	94.62		
3000	17,036,010.20	10,776,150.00	6.3	40.24		
" "	-	-	-	81.11		
	-	-	-	69.98		
	-	-	-	107.51		
	-	-	-	61.86		
	-	-	-	90.33		
	-	-	-	124.33		
	-	-	-	25.22		
	-	-	-	-		
	23,542,139.90	17,282,279.70				
	974,811,754.15			-8,893,331.78		
	428,495,034.45			1,483,757.57		

14

	19,788,068.74	85,742,110.54	83,811,981.38	21,718,197.90
	2,978,307.16	3,745,629.25	4,033,106.40	2,690,830.01
	22,766,375.90	89,487,739.79	87,845,087.78	24,409,027.91

15

1

	4,402,972,942.72	134,478,616.98	708,927.34	4,536,742,632.36
	256,428,405.64	26,661,301.06	708,927.34	282,380,779.36
	76,947,000.00	-	-	76,947,000.00
	3,992,775,515.36	106,953,265.92	-	4,099,728,781.28
	14,175,253.24	864,050.00	-	15,039,303.24
	1,200,000.00	-	-	1,200,000.00
	61,446,768.48	-	-	61,446,768.48
	796,318,628.62	121,009,521.08	-	917,328,149.70
	26,350,317.54	5,533,521.58	-	31,883,839.12
	45,151,581.45	5,424,815.04	-	50,576,396.49
	700,978,381.29	102,373,545.68	-	803,351,926.97
	7,900,159.10	2,492,961.98	-	10,393,121.08
	1,200,000.00	-	-	1,200,000.00
	14,738,189.24	5,184,676.80	-	19,922,866.04
	12,348,729.25	-	701,790.30	11,646,938.95
	-	-	-	-
	-	-	-	-

	4,146,729.25		701,790.30	3,444,938.95
	-			-
	-			-
	8,202,000.00			8,202,000.00
	3,594,305,584.85			3,607,767,543.71
	230,078,088.10			250,496,940.24
	31,795,418.55			26,370,603.51
	3,287,650,404.82			3,292,931,915.36
	6,275,094.14			4,646,182.16
	-			-
	38,506,579.24			33,321,902.44

121,009,521.08

229,063,018.98

-108,053,497.90

2

	5,644,250.71	1,020,176.28	6,664,426.99	-
	4,532,058.30	-	4,532,058.30	-
	4,106,812.81	4,516,604.10	8,623,416.91	-
	14,283,121.82	5,536,780.38	19,819,902.20	-

16

1

	70,079,321.81	-	-	70,079,321.81

	51,543,152.12	-	-	51,543,152.12	-
	3,305,067.29	-	-	3,305,067.29	-
	124,927,541.22	-	-	124,927,541.22	-

1 2008

341,000,000.00

270,920,678.19

70,079,321.81

2 2009

407,979,048.34

356,435,896.22

51,543,152.12

3 2009

128,549,615.82

125,244,548.53

3,305,067.29

17

	7,367,201.42	-	1,888,871.20	-	5,478,330.22

18

/

1

	116,975,718.16	425,568,352.11	124,253,392.32	472,118,439.82

	18,578,457.88	61,935,842.93	23,551,673.92	78,524,292.27
	377,782,480.22	1,260,745,880.49	339,647,213.75	1,137,658,782.27
	11,155,707.16	37,185,690.53	25,993,777.40	86,645,924.67
	83,692,739.52	554,541,140.03	95,602,206.61	634,700,959.04
	31,503,824.58	105,012,748.59	35,007,246.77	116,690,822.56
	11,902,000.60	47,608,002.40	8,001,776.22	33,375,738.45
	512,890.97	2,051,563.85	7,435,308.67	29,741,234.66
	652,103,819.09	2,494,649,220.93	659,492,595.66	2,589,456,193.74

	382,387.19	1,529,548.75	1,396,181.75	5,584,726.97
	334,337,024.65	1,278,424,548.85	344,789,331.01	1,305,450,581.97
	157,398,520.15	524,661,733.82	169,118,218.42	563,727,394.72
	13,126,939.18	43,756,463.93	17,363,767.67	57,879,225.58
	505,244,871.17	1,848,372,295.35	532,667,498.85	1,932,641,929.24

2

		36,922,119.63	48,344,424.90
		7,640,696.66	9,674,913.68
		44,562,816.29	58,019,338.58

3

2014	33,629,818.49	42,014,173.04	-
2015	18,282,32		

20

	153,871,741.04	106,491,195.62
	385,307,659.14	381,369,472.52
	9,253,127.22	4,816,828.61
	548,432,527.40	492,677,496.75

“ ”

2013

12 31

“ ”

548,432,527.40

1

21

	1,023,879,349.65	
	132,449,598.23	
	7,146,916.26	
	89,572,610.03	
	1,253,048,474.17	

22

34

22

1

	3,210,358,498.12	2,215,442,075.37
	185,000,000.00	90,000,000.00
	321,994,069.80	397,125,047.57
	3,717,352,567.92	2,702,567,122.94

2

53,059,000.00

321,994,069.80

- -

78,603,000.00

Mt Oxide Pty Ltd Perilya

Freehold Mining Pty Ltd

42,493,000.00

23

15,300.00

9,063,454.65

24

10,052,166.36

-

10,052,166.36

25

596,734,467.77

631,580,264.68

5% 5%

1

26

141,692,234.01

100,192,905.27

6,491,200.00

19,244,604.21

148,183,434.01

119,437,509.48

y óNX !NM 'NX Ō Ý @ ì 5%(ý 5%)¹ P>< ‡ 6u Ñ,X6u ð)!,X! NM È ´
 BúUXCYE› Ô H,X ûNqNX ! Ä

27 Ä h -6 1;~G@

NM,Ä	H ñ D	H r t	H £ ä	H ý D
Ō Ä 1C Ä *G≠ Ä"üC `>9C	47,589,121.35	990,738,428.94	1,008,020,381.05	30,307,169.24
` Ä6 1/c ýC	-	47,790,978.39	47,790,978.39	-
Ý Ä/ î ±L=C	14,960,780.91	135,687,613.85	134,449,801.46	16,198,593.30
J :1. +k ±L=C	5,963,397.68	38,261,884.96	37,493,536.6	6,731,746.04
2. Î O5Ō ±L=C	2,876,069.25	82,526,788.15	80,942,748.96	4,460,108.44
3. î ±L=C	975,664.84	6,281,023.41	6,088,216.05	1,168,472.20
4. 1 ø ±L=C	5,145,649.14	7,458,630.23	9,202,862.82	3,401,416.55
5.*ó6† ±L=C	-	1,159,287.1	722,437.03	436,850.07
- Ä # @/ÄG≠	2,288,770.05	64,677,130.24	64,291,848.80	2,674,051.49
h Ä 1 î4£C `6 1 -6†4£C	4,066,788.28	15,346,034.51	17,064,857.93	2,347,964.86
A ÄM2Bû Ō ü/c ý	-	-	-	-
x Ä YEŌ ž•EŌ ä;~G@	116,267,105.75	123,621,422.46	126,880,423.37	113,008,104.84
? Ä J ^a	64,107,615.25	36,335,477.02	40,399,858.30	60,043,233.97
ÜAu	249,280,181.59	1,414,197,085.41	1,438,898,149.30	224,579,117.70

YEŌ ž•EŌ ä;~G@ @ ì hAu YEŌ ` /•EŌ ä , 1,X;~G@Bó ÈA°?•L "¼ x Ä 35 Ä
 Ä2 Ä Ä

h -6 1;~G@ J^aNM,Ä ó ý -Nq2İ \$ @ ì = ýL™ @ ì,X-Á ó ú;~ ä /c ý Ä

28 Ä h x/âC

NM,Ä	H ý D	H ñ D
r /â	23,697,857.23	-246,870,573.51
9ù î/â	2,470,334.81	3,866,943.14

	23,124,938.51	70,608,192.46
	3,843,413.80	1,505,452.94
	1,119,182.54	1,584,507.53
	304,265.54	28,980,672.80
	3,999,245.92	2,328,195.74
	5,141,136.97	2,922,231.63
	6,984,923.40	8,126,729.89
	903,743.28	1,332,123.51
	1,355,154.14	1,754,980.07
	13,832.98	98,339.69
	1,347,584.02	1,558,713.05
Royalties	7,006,942.01	9,598,298.76
	245,642.22	560,355.74
	81,558,197.37	-112,044,836.56

29

	-	28,480,000.00
	-	550,388.88
	-	29,030,388.88

30

	4,147,670.31	5,166,258.57

31

	385,472,938.16	362,880,121.26
	213,364,137.58	233,479,232.63
	22,012,853.50	22,177,176.97
	620,849,929.24	618,536,530.86

5% 5%

1,000

2013

5

4

6

32

1

1	25,825,442.17	22,026,572.07
1	99,217,875.14	160,000,000.00
	125,043,317.31	182,026,572.07

2

	99,217,875.14	160,000,000.00

	2013-10-10	2014-11-7	USD	6,503,963.13	39,654,012.81	-	-
	2013-9-11.	2014-10-11	USD	5,000,000.00	30,484,500.00	-	-

	2013-8-30	2014-9-30	USD	4,769,532.44	29,079,362.33	-	-
				16,273,495.57	99,217,875.14		

33

						500,000,000.00	
				800,939.75			1,160,193.25
				800,939.75			501,160,193.25

34

1

				616,543,092.14			368,930,020.00
				45,000,000.00			-
				648,394,266.48			342,427,471.15
		32		99,217,875.14			160,000,000.00
				1,210,719,483.48			551,357,491.15

2

	2013-12-10	2015-6-8		60,000,000.00	365,814,000.00	-	-
	2013-12-10	2016-12-10		58,000,000.00	353,620,200.00	-	-
	2010-12-10	2015-12-9		31,544,498.05	191,428,005.00	54,400,300.79	342,427,471.15

	2011-11-2	2016-10-30	21,930,000.00	133,705,017.00	33,240,000.00	208,930,020.00	
	2013-6-28	2016-6-27	15,020,541.72	91,152,261.48	-	-	

			113,008,104.84	116,267,105.75
			488,619,356.90	572,922,943.57

3

Commonwealth Bank	AUD3,714,694.87	20,171,164.61	AUD2,215,566.38	14,481,606.53

36

	21,071,522.04	-	-	21,071,522.04
	-13,886,250.98	642,267.29	2,648,937.22	-15,892,920.91
	-34,553,606.92	320,271,104.14	-	285,717,497.22
	64,443,055.42	320,913,371.43	2,648,937.22	382,707,489.63

40

	4,581.95	30,432,341.36	28,464,235.70	1,972,687.61

41

	537,887,527.94	32,053,856.64	-	569,941,384.58
	106,430,512.83	-	-	106,430,512.83
	644,318,040.77	32,053,856.64	-	676,371,897.41

10%

50%

42

		2,735,834,355.01	2,482,999,803.14	-
	+ -	-	-	-

	2,735,834,355.01	2,482,999,803.14	-
	413,122,430.54	432,788,741.06	-
	-	-	-
	-	-	-
	32,053,856.64	31,422,445.83	10%
	-	-	-
	92,832,339.60	148,531,743.36	
	-	-	-
	3,024,070,589.31	2,735,834,355.01	-

43

1

	21,161,946,156.55	18,440,051,017.56
	20,983,645,004.98	18,294,933,747.15
	134,075,742.06	104,613,603.87
	15,680,141.31	16,098,958.32
	28,545,268.20	24,404,708.22
	19,659,849,863.94	16,256,466,262.98
	19,553,695,895.46	16,183,434,036.88
	100,234,906.56	64,508,177.69
	2,391,952.36	6,728,591.57
	3,527,109.56	1,795,456.84
	1,502,096,292.61	2,183,584,754.58

2

	7,053,208,023.35	5,894,855,706.12	6,457,648,494.80	4,617,768,106.58
	1,039,919,560.49	904,052,249.02	1,012,770,144.18	896,875,691.44
	288,673,698.21	197,885,967.97	335,128,288.43	212,317,070.61
	12,932,967,649.20	12,923,740,002.33	10,728,563,426.47	10,724,947,593.10
	225,006,074.56	187,931,410.81	252,051,566.08	220,938,728.41
	-556,130,000.83	-554,769,440.79	-491,228,1	

	7,833,555,441.36	7,632,518,783.51	8,590,241,734.80	7,899,143,254.75
	-418,097,441.78	-418,097,441.78	-444,561,254.48	-444,561,254.48
	20,983,645,004.98	19,553,695,895.45	18,294,933,747.15	16,183,434,036.88

5

			%
2013		8,299,353,393.75	39.30
2012		8,751,471,416.39	47.56

44

	25,769,660.38	29,969,773.40
	19,088,764.80	20,931,576.32
	16,777,738.29	18,582,109.55
	36,103,444.27	33,896,277.37
	7,673,537.07	4,880,394.66
Royalties	34,703,156.58	48,818,244.10
	-1,573,944.56	19,599,139.78
	4,389,778.57	4,311,553.75
	142,932,135.40	180,989,068.93

45

	55,589,280.87	45,093,438.60

	2,537,986.84	2,482,505.34
	913,940.50	2,502,268.55
	175,340,123.39	213,443,687.70
	5,658,603.42	1,909,777.82
	1,104,598.43	662,624.56
	2,697,458.87	3,013,567.20
	4,647,021.09	4,716,172.03
	8,380,107.98	6,143,125.64
	18,617,470.46	20,976,652.82
	275,486,591.85	300,943,820.26

46

	269,424,146.25	346,528,611.97
	63,667,342.69	61,557,963.95
	64,711,125.12	61,982,534.82
	13,825,292.06	14,615,669.95
	12,875,631.72	13,718,015.36
	21,832,095.76	23,961,468.46
	23,840,258.23	22,672,058.36
	16,815,842.89	19,721,708.76
	4,929,057.31	4,407,432.37
	2,076,029.03	3,358,939.83
	6,574,693.02	6,023,300.08
	2,584,257.14	4,203,368.92
	2,611,932.93	2,995,534.14

	20,170,249.19	27,851,795.74
	71,979,156.52	76,615,405.67
	597,917,109.86	690,213,808.38

47

	199,319,516.18	247,506,296.29
	5,463,092.78	10,934,753.65
	-11,501,133.16	7,075,080.07
	2,929,379.63	3,494,374.14
	21,657,390.63	20,769,356.09
	355,776.48	197,600.00
	207,297,836.98	268,107,952.94

48

	3,052,743.00	52,825,875.70
	194,780.23	359,323.71
	3,247,523.23	53,185,199.41

49

1

	-299,930.04	-49,142,719.34
	19,851,218.79	18,122,983.47
	-	205,401.18
	-	61,913,994.00
	19,551,288.75	31,099,659.31

2

	-	61,913,994.00
		61,913,994.00

3

	13,058,899.79	11,129,077.50
()	4,152,817.05	2,890,132.01
	4,926,502.29	4,615,734.72
	-5,730.58	-25,097.96
	-1,841,916.70	2,835,288.05
Ballinalack	-439,353.06	-3,322,150.85
	19,851,218.79	18,122,983.47

50

		-	-
		-	-
	-16,374,832.61		300,000.00
		-	-
	1,858,130.40		1,556,825.51
	-10,198,663.35		48,897,104.80

51

	406,994.31	21,950,972.03	406,994.31
	406,994.31	4,269,411.72	406,994.31
	-	17,681,560.31	-
	35,857,362.92	37,800,594.51	35,857,362.92
	117,258.55	92,365.18	117,258.55
	138,431,913.27	-	138,431,913.27
	1,519,133.29	688,440.58	1,519,133.29
	176,332,662.34	60,532,372.30	176,332,662.34

2013 12

31

“ ”

1.8

41,568,086.73

3

	14,256,800.00	[2012]160
	6,446,602.42	[2013]74
	4,000,000.00	[2010]291

54

	306,583,601.39	473,802,016.29
	306,583,601.39	473,802,016.29
	-	-

	2,062,940,880.00	2,062,940,880.00
	-	-
	-	-
	2,062,940,880.00	2,062,940,880.00

55

1.	-3,655,837.97	1,131,975.35
	-893,992.48	279,169.37
	-	-

4.	-289,828,646.98	29,725,586.82
	-	-
	-289,828,646.98	29,725,586.82
5.	320,450,869.79	4,856,645.57
	-	-
	-	-
	320,450,869.79	4,856,645.57
	27,860,377.32	35,434,467.27

56

1

	5,463,091.38	10,934,753.65
	-	27,579,115.06
	38,870,504.90	1,421,859.60
	38,638,379.32	32,259,851.52
	82,971,975.60	72,195,579.83

2

	235,502,567.00	453,474,957.83
	42,977,962.48	-
	3,863,927.86	4,187,360.36
	282,344,457.34	457,662,318.19

3

	33,000,000.00	-

4

	36,840,514.04	2,280,343.43

57

1

	421,061,684.28	533,992,385.67
	-10,198,663.35	48,897,104.80
	353,612,973.25	387,756,374.27
	229,063,018.99	262,885,763.62
	1,888,871.20	1,841,946.79
“ ”	-131,944,017.66	-19,462,137.49
“ ”	-3,247,523.23	-53,185,199.41
“ ”	187,892,984.63	254,583,703.19
“ ”	-19,551,288.75	-31,099,659.31
“ ”	7,388,776.57	-45,557,984.19
“ ”	-27,422,627.68	25,982,805.68
“ ”	194,933,953.39	356,543,463.65
“ ”	67,429,702.04	245,073,255.37
“ ”	-299,879,585.05	-481,244,096.59
	-	-
	971,028,258.63	1,487,007,726.05

2

1

3

10

3

4

5

1

/

					%	%
			74,711,655.63	16.03	-	-
()			1,364,534.19	100	1,633,042.06	100

/

					%	%
()			60,147,533.89	15.14	61,768,564.12	15.79

2

	()		2013.1.1	2013.12.31		783,720.00

3

	15,000,000.00	2013.8.26	2014.8.26

4

		958,125.00	1,047,131.26
		68,151.53	64,451.75
		26.05	306.63
		2,064,861.16	2,236,666.62
		2,133,038.74	2,301,425.00

		%	%
	12,000,000.00	100	12,000,000.00
			100

2007 3 29

“

“ ”

“

“ ”

600

“ ”

2003 10 20

<

>

600

1,200

1,200

6

1

()	17,428,813.20	87,144.07	6,590,384.45	65,903.84
	1,947,202.76	1,947,202.76	1,960,528.93	1,960,528.93
	19,376,015.96	2,034,346.83	8,550,913.38	2,026,432.77
	9,208,689.18	9,208,689.18	9,208,689.18	9,208,689.18

2

		10,535,205.68	-
		15,000,000.00	15,000,000.00
		2,282,635.21	1,423,272.90
		8,910.74	6,884.69
		35,972.22	50,000,000.00
		2,327,518.17	51,430,157.59

		562,222.21
	1,154,026.75	1,168,950.95
	10,000,000.00	10,000,000.00
	11,154,026.75	11,168,950.95

1

12,955,809.12

1

2

2013

12 31

1,018,936.80

1

2013 12 31

1,936,224.00

1

2013 12 31

2,701,750.20

1

1,080,740.04

1

5

1,621,010.16

3

		()	
1		5,064,431.00	27,500,366.77
1	5	3,813,285.00	20,706,518.88
		8,877,716.00	48,206,885.65
		407,042.02	2,210,278.87
		8,470,673.98	45,996,606.78
	32	4,755,979.11	25,825,442.17
	35	3,714,694.87	20,171,164.61

16124/111 1 11.36 40 TD.0005 16<1bb909dc3fcddb4009cc21ac03d790e817e-35.36 0

4

16,538,000

1

5

2013

“ ”

2013 11 25

“

90% 5.82 /

24,246.56 24,246.56

141,115

72,115.00

27,000.00

3000t/d

42,000.00

2

2014 3 25

2013

2013

2,062,940,880

10

0.30

61,888,226.40

1,959,152,263.99

1

2011 4 13

“ ”

2011 1063

2,449.7

“ ”

2011

2013 12 31

385,307,659.14

153,871,741.04

9,253,127.22

548,432,527.40

“ ” “ ”

”

5 (4)

2011 12 31

“ ”

“ ”

2

2

3

2013 12 31

.

4,517.73

780.27

5

1.8

3.2

3.2

3.2

			15625			130
			2013	12	30	1.8
	2014	1	2			
	2014	1	3		3.2	
4						“ ”
						“ ”
					2013	
	2013	11	25			“ ”
10	2014	2	24			10,000
5,100						0
5						

1

1

	-	-	-	-
	254,685,333.26	99.70%	4,597,113.22	1.81%
	242,899,869.70	95.09%	109,187.18	0.04%
	11,785,463.56	4.61%	4,487,926.04	38.08%
	759,430.10	0.30%	759,430.10	100.00%
	255,444,763.36	100.00%	5,356,543.32	2.10%

	-	-	-	-
	105,338,486.99	99.28%	4,307,197.45	4.09%
	96,602,175.16	91.05%	29,464.77	0.03%
	8,736,311.83	8.23%	4,277,732.68	48.96%
	759,430.10	0.72%	759,430.10	100.00%
	106,097,917.09	100.00%	5,066,627.55	4.78%

2

A

		(%)	
	242,899,869.70	0.04%	109,187.18

B

1	7,539,753.36	63.98%	376,987.67	5.00%	4,490,474.63	51.40%	224,523.74	5.00%
1 2	-	0.00%	-	15.00%	172,169.75	1.97%	25,825.45	15.00%
2 3	172,042.75	1.46%	51,612.83	30.00%	-	-	-	30.00%
3 4	-	0.00%	-	50.00%	71,709.57	0.82%	35,854.79	50.00%
4 5	71,709.57	0.60%	57,367.66	80.00%	52,145.89	0.60%	41,716.71	80.00%
5	4,001,957.88	33.96%	4,001,957.88	100.00%	3,949,811.99	45.21%	3,949,811.99	100.00%
	11,785,463.56	100.00%	4,487,926.04	38.08%	8,736,311.83	100.00%	4,277,732.68	48.96%

	759,430.10		100.00%		759,430.10			

3

4

5

5% 5%

6

					122,714,023.76		48.04%
					47,517,868.16		18.60%
					34,269,954.01		13.42%
					16,560,585.49		6.48%
					7,717,548.81		3.02%
					228,779,980.23		89.56%

7

1 6

2

1

	145,721,016.26	55.33%	86,935,632.40	59.66%
	117,629,217.52	44.67%	1,576,484.92	1.34%
	115,749,040.40	43.96%	40,760.96	0.04%
	1,880,177.12	0.71%	1,535,723.96	81.68%
	-	-	-	-
	263,350,233.78	100.00%	88,512,117.32	33.61%

	156,891,016.26	46.95%	86,935,632.40	55.41%
	177,297,430.98	53.05%	1,405,923.43	0.79%
	175,417,253.86	52.49%	39,550.18	0.02%
	1,880,177.12	0.56%	1,366,373.25	72.67%
	-	-	-	-
	334,188,447.24	100.00%	88,341,555.83	26.43%

2

	9,208,689.18	9,208,689.18	100.00%
	2,585,994.16	2,585,994.16	100.00%
	133,926,332.92	75,140,949.06	56.11%
	145,721,016.26	86,935,632.40	59.66%

A

		(%)	
	115,749,040.40	0.04%	40,760.96

B

1	-	-	-	-	355,645.60	18.92%	17,782.28	5.00%	
1	2	355,645.60	18.92%	53,346.84	15.00%	-	-	-	15.00%
2	3	-	-	-	30.00%	-	-	-	30.00%
3	4	-	-	-	50.00%	210,772.00	11.21%	105,386.00	50.00%
4	5	210,772.00	11.21%	168,617.60	80.00%	352,772.76	18.76%	282,218.21	80.00%
5		1,313,759.52	69.87%	1,313,759.52	100.00%	960,986.76	51.11%	960,986.76	100.00%
		1,880,177.12	100.00%	1,535,723.96	81.68%	1,880,177.12	100.00%	1,366,373.25	72.67%

3

4

5

5% 5%

6

			133,926,332.92	50.85%

		50,000,000.00		18.99%
		20,184,958.02		7.66%
		15,539,797.76		5.90%
		9,208,689.18	5	3.50%
		228,859,777.88		86.90%

7

2 6

		8,150,000.00		3.09%
		7,180,705.86		2.73%
		2,942,737.78		1.12%
		2,780,905.87		1.06%
		811,367.24		0.31%
		6,378.07		0.002%

3

1

	105,788,744.43	15,114,479.99	2,281,269.76	118,621,954.66
	2,223,763,710.90	841,191,120.67	-	3,064,954,831.57
	14,224,081.59	-	-	14,224,081.59
	2,212,006.59	-	-	2,212,006.59
	2,341,564,530.33	856,305,600.66	2,281,269.76	3,195,588,861.23

2

		7,439,374.85	41,733,855.70	13,058,899.79	54,792,755.49
		35,999,046.11	17,692,794.25	-1,841,916.70	15,850,877.55
		11,592,288.15	19,625,660.77	2,055,580.20	21,681,240.97
Ballinalack		40,963,800.00	26,736,433.71	-439,353.06	26,297,080.65
		95,994,509.11	105,788,744.43	12,833,210.23	118,621,954.66
		5,000,000.00	5,000,000.00	-	5,000,000.00
		23,989,278.00	23,989,278.00	-	23,989,278.00
		10,000,000.00	10,000,000.00	-	10,000,000.00
		10,000,000.00	10,000,000.00	-	10,000,000.00
		42,180,710.00	4,000,000.00	38,180,710.00	42,180,710.00
		215,928,468.12	215,928,468.12	-	215,928,468.12
		125,713,687.80	125,713,687.80	-	125,713,687.80
		110,000,000.00	110,000,000.00	-	110,000,000.00
		44,336,000.00	44,336,000.00	-	44,336,000.00
		689,420,000.00	605,420,000.00	84,000,000.00	689,420,000.00
		881.89	881.89	-	881.89
		156,124,532.18	156,124,532.18	-	156,124,532.18
		51,300,343.83	51,300,343.83	-	51,300,343.83
		16,470,947.46	16,470,947.46	-	16,470,947.46
		6,150,617.92	6,150,617.92	-	6,150,617.92
		47,050,000.00	47,050,000.00	-	47,050,000.00
		1,511,289,364.37	792,278,953.70	719,010,410.67	1,511,289,364.37
		3,064,954,831.57	2,223,763,710.90	841,191,120.67	3,064,954,831.57

		2,212,006.59	2,212,006.59	-	2,212,006.59
		8,853,075.00	8,853,075.00	-	8,853,075.00
		3,159,000.00	3,159,000.00	-	3,159,000.00
		14,224,081.59	14,224,081.59	-	14,224,081.59
		3,175,173,422.27	2,343,776,536.92	854,024,330.90	3,197,800,867.82

	%	%			
	25	25	-	-	-
	21.10	21.10	-	-	-
	17.90	17.90	-	-	-
Ballinalack	40.00	40.00	-	-	-
	100.00	100.00	-	-	-
	99.17	99.17	-	-	-
	100	100	-	-	-
	33.34	33.34	-	-	33,330,000.00
	64	64	-	-	911,908.64
	75.17	75.17	-	-	-
	72	72	-	-	-
	90.01	90.01	-	-	-
	85.92	85.92	-	-	-
	83	83	-	-	-
	100	100	-	-	-
	100	100	-	-	-

	%	%				
	100	100	-	-	-	-
	100	100	-	-	-	-
	100	100	-	-	-	-
	100	100	-	-	-	-
	100	100	-	-	-	-
						34,241,908.64
	1.20	1.20	-	2,212,006.59	-	-
	0.02	0.02	-	-	-	-
	2.25	2.25	-	-	-	-
				2,212,006.59	-	-
				2,212,006.59		34,241,908.64

4

1

		6,495,253,306.28	7,471,558,015.95
		6,403,964,654.92	7,411,151,505.66
		91,288,651.36	60,406,510.29
		5,541,893,146.37	6,264,928,790.86
		5,466,222,513.21	6,231,614,635.34
		75,670,633.16	33,314,155.52
		953,360,159.91	1,206,629,225.09

2

	5,295,700,773.64	4,357,348,441.02	4,099,146,215.73	2,919,860,958.57
	1,108,263,881.28	1,108,874,072.19	3,312,005,289.93	3,311,753,676.77
	6,403,964,654.92	5,466,222,513.21	7,411,151,505.66	6,231,614,635.34

3

	923,049,698.63	348,722,444.79	1,696,845,405.64	611,197,990.80
	4,372,651,075.01	4,008,625,996.23	2,402,300,810.09	2,308,662,967.77
	1,108,263,881.28	1,108,874,072.19	3,312,005,289.93	3,311,753,676.77
	6,403,964,654.92	5,466,222,513.21	7,411,151,505.66	6,231,614,635.34

4

	6,403,964,654.92	5,466,222,513.21	7,411,151,505.66	6,231,614,635.34

5

%

2013

	12,833,210.23	12,575,672.98
	34,241,908.64	29,470,826.59
	52,638,464.57	49,859,992.00

2

	-	7,517,164.00
	-	15,574,886.40
	911,908.64	1,378,776.19
	33,330,000.00	5,000,000.00
	34,241,908.64	29,470,826.59

3

	13,058,899.79	11,129,077.50
	2,055,580.20	1,933,458.28

5486.6 0 0 28.38 53.88 373.04 c2/lm3923 Doc 048 0 0 .06

	“ ”	750.28	-15,472,945.37
	“ ”	-	-
	“ ”	165,085,989.66	229,056,014.80
	“ ”	-52,638,464.57	-49,859,992.00
	“ ”	15,110,539.46	-803,449.58
	“ ”	-	-
	“ ”	-369,725.52	151,863,638.71
	“ ”	105,917,514.47	171,927,227.55
	“ ”	-184,970,490.87	-73,055,381.50
		-	-
		616,235,575.93	996,820,990.68
2			
		-	-
		-	-
		-	-
3			
		481,219,104.36	420,674,993.37
		420,674,993.37	608,027,053.48
		-	-
		-	-
		60,544,110.99	-187,352,060.11
1			
		-6,487,895.61	19,462,137.49

	-	-
	35,655,362.92	37,800,594.51
	-	-
	-	-
	-	-
	-	-
	-	-
	-	-
	-	-
	-	-
	-	-
	-	-
	-	-
	-	-
	712,828.35	5,045,491.07
	-	-
	-	-
	-	-
	-	-
	-	-
	136,406,377.25	-147,494,034.52
	-	61,913,994.00
	166,286,672.91	-23,271,817.45
	-25,557,361.77	-3,666,499.10
	-34,190,481.99	-14,074,958.68
	106,538,829.15	-41,013,275.23

“+”

“-”

1

— [2008]43

2

			/
	7.13	0.20	0.20
	5.29	0.15	0.15

54

3

1 43.58%

2

3 100.00%

4 37.55%

5 95.47%

6 99.83%

7

8	100.00%	
9		31.30%
10	99.84%	
11	119.59%	
7.19		
12	100.90%	
13		
14		
15		
16	74.87%	
17	64.45%	
18	96.45%	
19		
20	93.89%	

21	37.13%
22	191.30%
23	92.86%
24	63.82%
25	92.16%

